


STRUCTURAL GLAZED TILE

Section 4 Masonry



Product Information Sheet

1. PRODUCT

Structural Glazed Tile

2. MANUFACTURER

Elgin Butler Company
 365 FM 696 | Elgin, TX 78621-5034 | p (512) 285-3356 | f (512) 281-2487
 www.elginbutler.com

3. DESCRIPTION

Unit Description: Structural Glazed Tile is extruded clay, ceramic glazed masonry units for loadbearing and non-loadbearing wall applications. Used as structural walls, partition walls, multi-wythe-walls, or veneers. The ceramic finish is available in many colors. Offering a durable permanent wall system that has an impervious ceramic glazed face with a high abuse tolerance against graffiti, impact and abrasion.

Sizes*:

	Nominal Face Size	Actual Face Size	Nominal Bed Single Face	Nominal Bed Double Face
6T Series	5-1/3" x 12"	5" x 11-11/16"	2", 4", 6", 8"	Contact manufacturer for availability
4W Series [^]	8" x 8"	7-5/8" x 7-5/8"	2", 4", 6", 8"	
8W Series	8" x 16"	7-5/8" x 15-5/8"	2", 4", 6"	

[^]ASTM C 1405

*Common sizes listed. Other sizes available, contact manufacturer.

Shapes: Standard stretchers, starters, jambs, sills, lintels, internal and external corners, miters; base units as straight, recessed and non-recessed cove base and Quik Base (4" x 16"). Bullnose or square edges. Architectural Trim Units and special shapes available.

Finishes and Colors: Standard, non-standard and custom colors available from Elgin Butler's library of colors. Gloss, satin, matte, mottled, and ultra matte glazes. Contact manufacturer for samples in color scheme desired. Request production run samples for final color approval.

Grades: ASTM C-126

- Grade S (Select) for use with comparatively narrow mortar joints. Standard dimensional and distortion tolerances.
- ASTM C-126 modified, Elgin Butler's MCS Grade, Modular Ceramic System, economical but aesthetically pleasing including small chips, cracks, pinholes, or other minor glaze imperfections. Structurally sound.
- ASTM C-126, Grade SS (Select Sized), for use where variation of face dimensions must be very small. Available upon request.

Limitations: Acid resistant to most alkalis and acids except hydrofluoric. For exterior applications use cavity wall construction (see method).

Illustrations: Quantity take-off and detailing services can be arranged by manufacturer. Specifying detailing services may improve installation results.

4. TECHNICAL INFORMATION

Applicable Standards: ASTM C-126, Standard Specification for Ceramic Glazed Structural Clay Facing Tile, Facing Brick, and Solid Masonry Units.

Building Codes: Structural Glazed Tile is found acceptable in most major building codes. SGT is also USDA and FDA approved.

Compressive Strength: SGT is a structural clay masonry unit that can be used in loadbearing and non-loadbearing applications. Minimum compressive strengths listed below: These SGT units generally far exceed the minimum compressive strength requirements as Net and Gross Area.

Compressive Strength, psi (MPa), gross area		
Direction of Coring	Minimum Avg. of Test Units	Individual Minimum Per Unit
Vertical	3,000 (20.7)	2,500 (17.2)
Horizontal	2,000 (13.8)	1,500 (10.3)

Properties of Finish as Follows: Listed are minimum standards for the ceramic glazed finish substantiating durability, building safety and lifetime low maintenance. Test criteria and details for each located in ASTM C-126. Special decorative, double-fired and clear ceramic glazes are exempt.

- **Imperviousness:** Subject the finish to a permanent blue-black ink test for 5 minutes then washing with a wet cloth and running water. No stain visible from 5 feet except a slight discoloration in the depressions on matte, stippled or mottled glazes and in crevices formed by units body texture.
- **Opacity:** Discoloration from the body should not be visible through the glaze, when so specified. Consult manufacturer on clear or custom glazes.
- **Resistance to Fading:** The color of the glaze will not change when subjected to chemical resistance tests.
- **Chemical Resistance:** The color and texture of the glaze will not change when subjected to the hydrochloric and potassium hydroxide chemical resistance tests.
- **Resistance to Cracking:** The glaze will not craze, spall or crack when subjected to one cycle of autoclaving in the crazing test.
- **Flame Spread, Fuel Contribution and Smoke Density:** Rated zero in all categories when tested in accordance with ASTM E-84 (equivalent UL 723). No toxic fumes.
- **Fire Resistance:** SGT is tested in accordance with ASTM E-119 (equivalent test UL 263) for fire resistance ratings. Fire ratings of various wall assemblages vary according to wall thickness and the SGT units used (percentage of solid and number and direction of cells). Industry standards tested and currently used can be found in the manufacturers technical literature. See specific wall detail. Some special fire-rated SGT units are also available typically giving a higher rating than a standard unit of the same size.
- **Hardness and Abrasion Resistance:** Ceramic glaze must resist scratching by steel or ordinary glass and be rated above 5 on the Mohs Hardness Scale. Abrasion tested under Wear Index Method No. 6192 (Federal Standard Test No. 141).

INSTALLATION

Preparation: In preparation for the proper installation of SGT the mason contractor should be familiar with the recommendations and requirements of the Brick Industry Association and the manufacturer. The material should be kept clean and dry. Do not lay SGT units in extreme cold or hot weather conditions without taking necessary precautions for such conditions to ensure proper bonding.

Mortars: Structural Glazed Tile is laid in standard cement mortar following the guidelines in ASTM C-270, Mortar for Unit Masonry. Generally Type N or S mortar will provide the satisfactory properties desired. Type M mortar may be required when high compressive strength control dictates.

Method: To avoid damage to the glazed face keep the units in the manufacturers' packaging until the individual unit is ready to be laid in the wall. Do not wet units. The mason should apply mortar to each brick with full head and bed joints shoving unit into place keeping plumb, square and level to the line. Joints should be uniform 3/8", except for 6T Series, which is 5/16". Tool joints concave with 1" or larger non-metallic jointer. Cut SGT using a wet masonry saw, diamond blade. Keep excess mortar from the face of the brick by wiping with a clean rag within 30 minutes. Do not use metal tools on glazed face. Allow wall to cure for 24 hours. Clean finished walls by wetting with clean water then applying detergent, if necessary, and scrubbing with a stiff fiber brush. Use a wooden scraper to remove excess mortar from difficult areas. Rinse thoroughly with clean water. Do not use acids or abrasive cleaners. Protect finished walls from damage caused by other trades and machinery.

For most exterior applications: Do not wet units. Lay units with cells running vertically to allow for drainage of moisture within the wall; cavity wall construction consisting of a minimum 2" cavity, appropriate flashing and weep holes and vents following the guidelines as outlined by the Brick Industry Association, is necessary; proper coping, sloped sills and attention to areas where projections or recesses exist, detail to permit drainage to flashing then weep holes. Do not use joint sealers on exterior.

6. MAINTENANCE

Occasional cleaning can be done with soap and water in areas as needed. Power sprayers may be used, however, take care not to damage the mortar joints. For graffiti use paint thinner or a detergent product to remove the paint/marker etc. Always be careful not to etch or yellow the mortar joints. Contact the manufacturer for cleaning product recommendations.

7. AVAILABILITY AND COST

Availability: Available through distributors in the United States and Canada; for exporting to other countries contact the manufacturer. Allow sufficient time for manufacturing and shipping. The finished product normally takes 8 to 10 weeks (depending on demand, any special shapes and/or custom color development, additional time may be required).

Cost: The cost averages will vary depending on the amount of shapes and colors used, shipping distance and local labor costs. Visit cost information on our website from *Means Building Construction Cost Data*.

8. WARRANTY

Elgin Butler Company will certify that its products meet the standards set forth by ASTM C-126 for quality, product durability, tolerances, and grading specifications. For any suspected non-conforming material found prior to its installation contact the manufacturer to arrange for inspection and determination.

9. TECHNICAL SERVICES

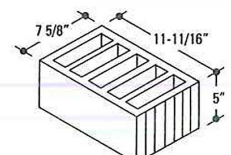
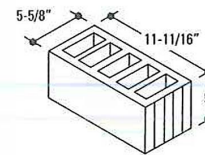
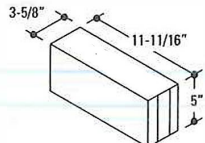
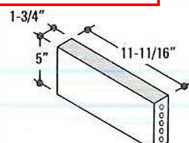
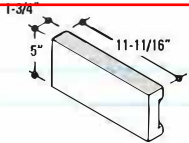
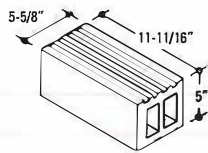
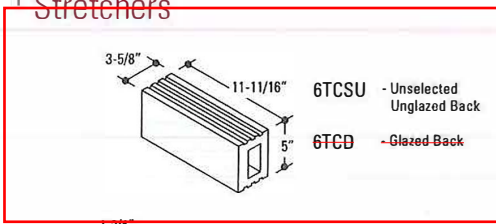
Technical assistance is available by calling our manufacturing facility at (512) 285-3356 or by calling directly to the technical service manager at (330) 877-6654. Assistance is also available through our network of qualified distributors throughout the U.S. and Canada.

6T Series Structural Glazed Tile

6T SERIES STRUCTURAL GLAZED TILE

Note: All bullnose edges are 1" radius unless otherwise noted. Coring may vary.

Stretchers



6THA

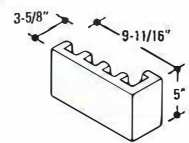
6TCA

6TSU

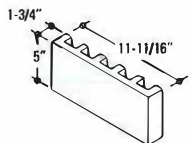
6T60SU

6T80SU

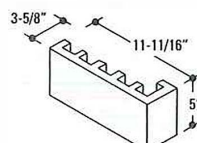
Shapes



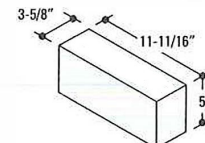
5T2B



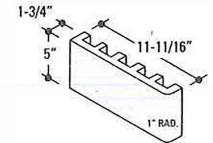
6T2A



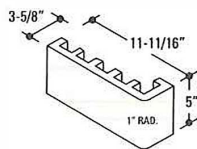
6T2B



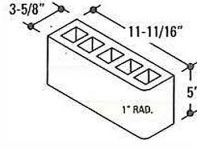
6T2



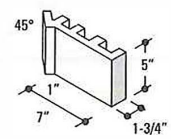
6T4A



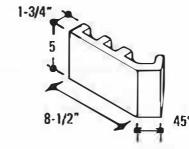
6T4B



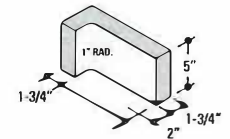
6T4



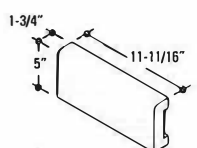
4T9



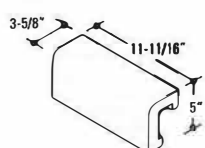
5T6



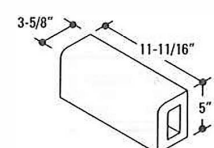
4T8



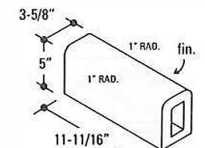
6T20A



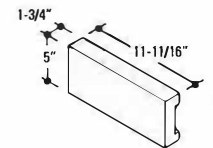
6T20B



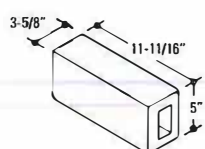
6T20



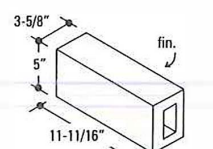
6T20D



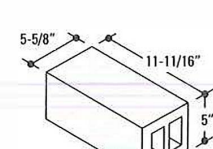
6T10A



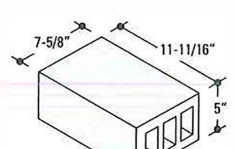
6T10



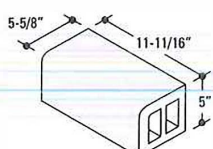
6T10D



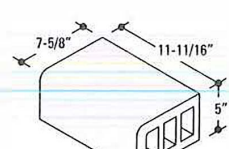
6T160



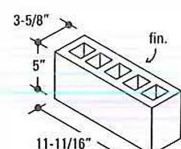
6T180



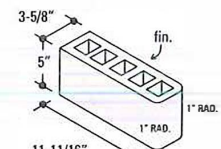
6T260



6T280



6T3



6T5

GENERAL SHORT FORM SPECIFICATION: STRUCTURAL GLAZED TILE

Structural Glazed Tile (SGT) shall be quality Ceramic Glazed Fire Clay Units as manufactured by the Elgin Butler Company or approved equal and conforming to ASTM C-126, Grade S (Select), sized for 3/8" mortar joints (except for 6T Series, which is sized for 5/16" mortar joints).

Size shall be **6TCSU** (6T Series 5-1/3" x 12" face [nominal] dimensioned to course out to 16" vertically, with 2", 4", 6" or 8" bed depths; or 6P Series 4" x 12" face [nominal], with 2", 4", 6" or 8" bed depths; or 4W Series 8" x 8" face [nominal], with 2", 4", 6" or 8" bed depths; or 8W Series 8" x 16" face [nominal], with 2", 4" or 6" bed depths). All fittings shall be as shown on the plans from current offered production unless otherwise arranged with the manufacturer. All external, jambs, and sills shall be bullnose (or square). Lintels shall be square, unless otherwise noted. The base course shall be straight or coved (recessed or non-recessed) as indicated on the plans with fittings of same.

Color shall be as selected by the Architect from the manufacturer's current standard offering. All finishes, regardless of color, shall be fused to the body at temperatures in excess of 2000°F.

Body and finish must withstand temperatures greater than 2000°F without distortion or melting and shall be noncombustible and measure 0 Flame Spread, 0 Fuel Contribution, and 0 Smoke Density when tested in accordance with ASTM E-84 and release NO noxious fumes.

Glazed tile setting drawings shall be furnished by the manufacturer and approved by the Architect prior to placement of the material.

Units shall be packaged and shipped in protective trays with separators on wooden pallets and stored at the jobsite protected from weather and/or other adverse conditions.

Structural Glazed Tile shall be laid plumb and level in a workmanlike manner by skilled mechanics. Coursing shall be Running (or Stack) Bond, as specified. Mortar shall conform to ASTM C-270. Strike the joint concave using a 1-1/4" non-metallic tool (or rake to a 1/4" depth to allow for grout pointing for sanitary joints).

Units shall be thoroughly cleaned with a masonry detergent or as recommended by the manufacturer.

EBC073007KG

