

Nordstrom Contracting
Consulting Corp
36 Theills Mt Ivy Rd
Pomona, NY 10970

LETTER OF TRANSMITTAL

Project# 620-13-117
ADA Bathroom Renovations

To: Mark Cooperman
General Engineer
Montrose Campus
2094 Albany Post Rd
Montrose, NY 10548
914-737-4400 ex 2615

Submittal # 8C- Door Hardware

We are sending you Herewith Delivered by Hand Under Separate Cover Via ELECTRONIC
 Plans Prints Shop Dwgs Samples Specifications Other _____

Copies	Item	# Pages	Description
			<u>Section 087100 - Door Hardware</u>
1	1	1	Hager- Door Holder
1	2	1	Hager - Hinge
1	3	1	Hager - Kick Plate
1	4	1	Hager- 2300 Series Passage Lever ADA
1	5	1	Hager- 3796- Occupancy Indicator with lever

The Above Listed Items are transmitted as indicted below:

Return By Date: SEE BAR CHART

Approval As Requested For Your Use For Construction
 _____ Approved As Noted Submit _____ Copies for Record Distribution

Remarks: _____

270C

Kick Down Door Holder

Notes:

- Provides simple hold and release with a touch of the foot
- 2-1/4" (57 mm) max door to floor clearance



PRODUCT SPECIFICATIONS

CERTIFICATION:

- Meets ANSI A156.16 for L71382

BASE:

- 1-7/16" x 2-1/8" (37 mm x 54 mm)

ARM:

- 3-13/16" (97 mm)

MATERIALS:

- Cast iron with rubber tip

FINISHES:

- S1 - Sprayed Aluminum, S2 - Sprayed Brass, S3 - Sprayed Bronze

FASTENERS:


- Four (4) #6 x 3/4" OPH tapping screws

1191

Five Knuckle
Plain Bearing
Standard Weight

Application:

- ANSI A2133 (Brass)
- ANSI A5133 (Stainless Steel)
- Non-rising removable pin with button tip and plug.
- With door closer use ball bearing hinge
- 3-1/2" x 3-1/2" (89 mm x 89 mm)
- For use on medium weight doors or doors requiring low frequency service



PRODUCT SPECIFICATIONS

MATERIAL:

- Brass with stainless steel pin
- Stainless steel with stainless steel pin

FINISHES:


- US3, US4, US10, US10B, US15, US26, US26D, US32, US32D

PRODUCT SIZE OPTIONS

HINGE SIZE (INCHES)	HINGE SIZE (MM)	GAUGE OF METAL	HOLE COUNT	SCREW SIZE (MACHINE)	SCREW SIZE (WOOD)
2 x 2	51 x 51	0.083	4	-	3/4 x 8
2 1/2 x 2 1/2	64 x 64	0.089	6	-	3/4 x 8
3 x 3	76 x 76	0.097	6	-	1 x 9
3 1/2 x 3 1/2	89 x 89	0.119	6	1/2 x 10-24	1 x 9
4 x 4	102 x 102	0.129	8	1/2 x 12-24	1 1/4 x 12
4 1/2 x 4	114 x 102	0.134	8	1/2 x 12-24	1 1/4 x 12
4 1/2 x 4 1/2	114 x 114	0.134	8	1/2 x 12-24	1 1/4 x 12
5 x 4	127 x 102	0.145	8	1/2 x 12-24	1 1/4 x 12
5 x 4 1/2	127 x 114	0.145	8	1/2 x 12-24	1 1/4 x 12
5 x 5	127 x 127	0.145	8	1/2 x 12-24	1 1/4 x 12
6 x 4 1/2	152 x 114	0.160	10	1/2 x 1/4-20	1 1/2 x 14
6 x 5	152 x 127	0.160	10	1/2 x 1/4-20	1 1/2 x 14
6 x 6	152 x 152	0.160	10	1/2 x 1/4-20	1 1/2 x 14

190S

Door Protection Plate
0.050" gauge with no bevel



NFPA Notes:

- NFPA 80 Standards
- 6.4.5 Protection Plates 6.4.5.1
- Factory installed protection plates shall be installed in accordance with the listing of the door. 6.4.5.2
- Field installed protection plates shall be labeled and installed in accordance with their listing. 6.4.5.3
- Labeling shall not be required where the top of the protection plate is not more than 16" (406mm) above the bottom of the door.



PRODUCT SPECIFICATIONS

GAUGE:

- 0.050" (1 mm)

MATERIALS:

- Aluminum, Brass, Bronze, **Stainless Steel**

FINISHES:

- US3, US4, US10, US10B, US28, US32, US32D

BEVEL:

- None

ORDER:

- Furnish item #, height, width, and finish (i.e., 190S – 6" x 30", US32D).
- Plates are sized on even inches. Odd size available and priced to next larger size.
- May be ordered with counter sunk holes (specify "CSK") at extra charge.

OPTIONS:

- UL listed for US32 and US32D (must specify UL stamp)
- Self-adhesive tape available on all plates
- Spanner head screws
- Torx head screws
- Round corners
- Wrap around side and bottom return
- 0.125" material

CERTIFICATION:

- Meets ANSI A156.6 for J101 Metal Armor Plate, J102 Metal Kickplate, and J103 Metal Mop Plate

PRODUCT SIZE OPTIONS

ITEM #	B&S GAUGE	US GAUGE	BEVEL	FASTENERS	QUANTITY BAG	QUANTITY CASE
190S	16	18	none	#6 x 5/8 truss head screws	1 each	---
193S	16	18	B3E	#6 x 5/8 truss head screws	1 each	---
194S	16	18	B4E	#6 x 5/8 truss head screws	1 each	---
196R	16	18	none	#6 x 5/8 truss head screws	1 each	---
198S	---	20	none	#6 x 5/8 truss head screws	1 each	---
199B	---	38	none	#6 x 5/8 truss head screws	1 each	---
220S	14	16	none	#6 x 5/8 truss head screws	1 each	---
223S	14	16	B3E	#6 x 5/8 truss head screws	1 each	---
224S	14	16	B4E	#6 x 5/8 truss head screws	1 each	---

2300 Series Lever

Applications:

- Multi-Family

Notes:

- Five-year warranty
- No exposed mounting screws
- Non-handed (exception of 2317 functions for JHN and WRN)



PRODUCT SPECIFICATIONS

CERTIFICATIONS:

- ADA Compliant ANSI A 117.1 Accessibility Code

EXPOSED TRIM:

- Lever is zinc based
- Rose is stainless steel

ROSE DIAMETER:

- 2-1/2" (63.5 mm)

DOOR THICKNESS:

- 1-3/8" - 1-3/4" (35 mm - 45 mm)

BACKSET:

- 2-3/4" (70 mm) standard
- 2-3/8" (60 mm) optional

LATCHBOLT:

- 7/16" (11 mm) throw
- 1" x 2-1/4" (25 mm x 57 mm) faceplate

STRIKES:

- Square and round corner full-lip strikes come standard
- Optional strikes available

FINISHES:

- US3, US10B, US15, US26, US26D
- US3 and 26 finish may be subject to extended lead times, consult customer service for availability.

FUNCTION:

- 10 - Passage, 17 - Dummy, 27 - Double Dummy, 40 - Privacy

WARRANTY:

- Five-year

LEVER OPTIONS:

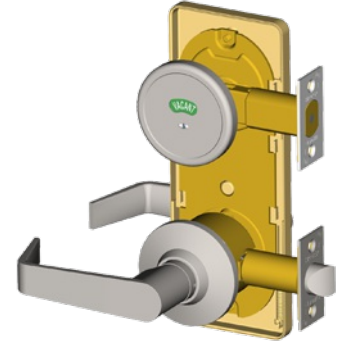
- Charles, Louis, Johnston, Joshua, and Warren levers

OPTIONS:

- Split finish available

3796

Grade 2 Interconnected Lock with Indicator



PRODUCT SPECIFICATIONS

CERTIFICATIONS:

- BHMA Certified ANSI A156.12 Grade 2
- ADA Compliant ANSI A117.1 Accessibility Code
- UL/cUL Listed for all functions up to 3 hours for "A" label single doors
- UL10C Positive Pressure Rated
- UL10B Neutral Pressure Rated

EXPOSED TRIM:

- Wrought brass or bronze, cast zinc lever

LOCK CHASSIS:

- Heavy gauge steel, zinc dichromated
- Thru-bolt mounting

ROSE DIAMETER:

- 2-1/2" (63 mm)

INSIDE ESCUTCHEON:

- 3-1/16" x 7-15/16" x 3/8" (78 mm x 202 mm x 10 mm)

OUTSIDE ESCUTCHEON:

- 3-5/16" x 7-15/16" x 3/8" (84 mm x 202 mm x 10 mm)

DOOR THICKNESS:

- 1-3/4" (45 mm) - Standard

BACKSETS:

- 2-3/4" (70 mm) - Standard
- 2-3/8" (60 mm) - Optional

CTC DIMENSION:

- 4" (102 mm)

LATCHBOLTS:

- 1/2" (13 mm) Throw - Stainless steel
- 3947 Single Locking Entry - 2-3/4" (70 mm) Backset - Standard
- 1-1/8" x 2-1/4" (29 mm - 57 mm) Faceplate for 2-3/4" (70 mm) Backset
- 1" x 2-1/4" (25 mm x 57 mm) Faceplate for 2-3/8" (60 mm) Backset
- Square corner faceplate standard, round corner available

DEADBOLT:

- Thumbturn x indicator
- 1" (25 mm) Throw - brass with concealed steel roller to prevent sawing or cutting
- 1-1/8" x 2-1/4" (29 mm x 57 mm) faceplate for 2-3/4" (70 mm) Backset
- 1" x 2-1/4" (25 mm x 57 mm) faceplate for 2-3/8" (60 mm) Backset

STRIKES:

- 3933 Square Corner T-Strike with plastic dust box, 1-1/8" x 2-3/4" (29 mm x 70 mm) - Standard
- 3930 Square Corner Strike Plate with dust box, 1-1/8" x 2-3/4" (29 mm x 70 mm) - Standard

OPTIONS:

- Split finish
- Split lever design

FINISHES:

- US3, US4, US10, US10B, US26, US26D

STANDARD DOOR PREP:

- 4" (102 mm) center of deadbolt to center of lock chassis
- 2-1/8" (54 mm) diameter (cross bore)
- Latch hole: 1" (25 mm) diameter (edge bore)

LEVER OPTIONS:

- Archer, August, Withnell levers

APPLICATIONS:

- Heavy Duty Residential
- Medium Duty Commercial
- Lifetime warranty
- Non-handed